



WISY WFF 100 VORTEX FINE FILTER

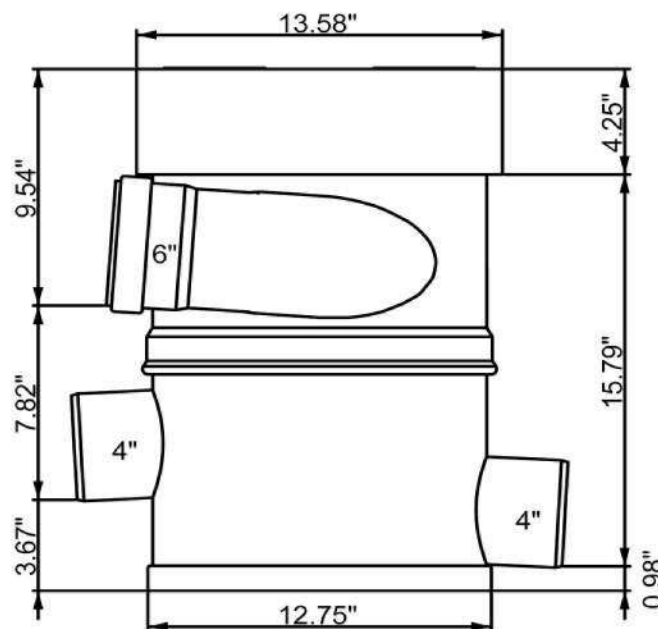
The **WFF 100 Vortex Fine Filter** is used where multiple downspouts are connected together by a single conveyance pipe that gravity feeds the vortex filter. The WFF 100 Filter can filter rainwater to **280 microns** from a collection area up to **2,200 square feet**. The WFF 100 Filter can be installed above or below ground to meet your rainwater harvesting needs.

Below are the dimensions and the specifications for the WFF100 Vortex Fine Filter:

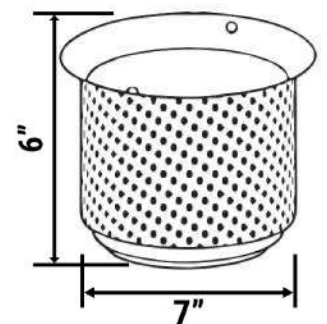
(Dimensions in parentheses are millimeters)



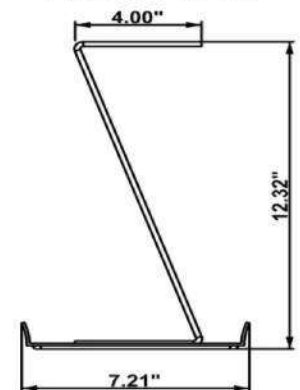
FILTER CUTAWAY VIEW



FILTER DIMENSIONS
(WITHOUT TOP)



FILTER INSERT



LIFTING HANDLE

Regularly Furnished:
Polypropylene Filter Housing, Upper Ring, Housing Lid, Stainless Steel Fine Mesh Filter, and 11.5" Stainless Steel Lift Handle.

Additional Components Available:
Extension Tube, 25" or 39" Lifting Handle, Blind Insert, Seepage Basket, Stainless Steel Wall Bracket, Fixing Set.

All measurements are converted from metric to standard. Some pipe connections may take a coupling to connect the filter to standard pipe sizes.

Installation Note:

- All Vortex Filters must be installed level and plumb for proper operation. Straight pipe with minimum length of 40" must be plumbed into the filter inlet for proper calming area.

Rainwater Management Solutions
2550 Shenandoah Ave NW
Roanoke, VA 24017

FUNCTION: The WISY WFF 100 Vortex Pre-Filter is used where multiple downspouts are connected together by a single conveyance pipe that gravity feeds the vortex filter to remove debris or particulate larger than 280 microns. The WFF 100 can be installed above or below ground – indoors or outdoors. An appropriately sized drain must be provided for the 4" outlet of the Vortex Filter for both indoor and outdoor installations. Because the Vortex Pre-Filter is part of the conveyance system used to remove rainwater from a roof area the filter must be sized according to flow rates to ensure safe roof drainage is achieved. See the Flow Rate Table below to determine the correct size filter for your rainwater harvesting system.

Table for max flow rates using the WISY Pre-Filter System, according to DIN EN 12056*:

The maximum flow rates apply for a conveyance system with a max slope of 1% and a max pipe fill level of 70%.	WFF100:	66 GPM
	WFF150:	202 GPM
	WFF300:	1,277 GPM

The WISY WFF 100 Vortex Filter is the only commercial vertical filter made in the world and provides the highest quality of rainwater with minimal maintenance. Because of the vertical design, the filter has a self cleaning effect so dirt and debris are discharged from the filter along with excess water necessary to carry debris to storm or grade.

Because the filters works on capillary action, there are no baskets to clean or additional sprayers that require water and electricity necessary to “rinse” the filter. The filter should be inspected two to three times a year to ensure the natural flow of water in the filter is not obstructed. The stainless steel filter inserts need to be cleaned once or twice a year by hand cleaning with a mild detergent and soft brush. Depending on the debris filtered, additional cleanings may be necessary to maximize efficiency.

EFFICIENCY of the WISY PRE-FILTER SYSTEM

WISY estimates the average efficiency of the WFF 100 Vortex Pre-Filter is 90% which applies to 99% of precipitation events in Germany and Central Europe. Although the precipitation rates and events vary across the United States the efficiency (hydraulic efficiency) chart shown below shows the efficiency of each of the Vortex Pre-Filter.

