

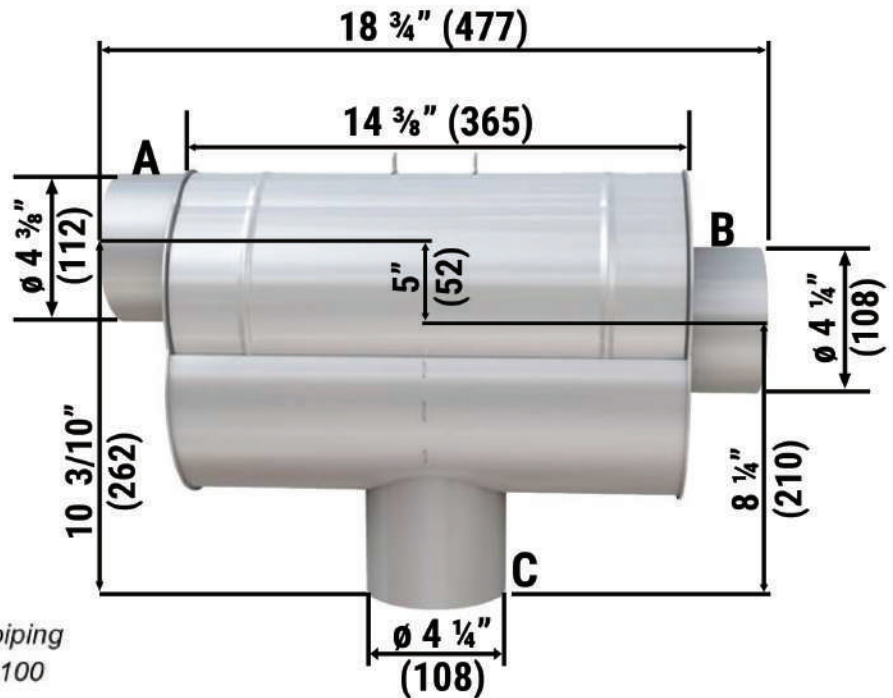


The **LineAr 100 Rainwater Filter** is a space-saving rainwater pre-tank filter designed to filter out particulate larger than 440 microns. Unlike other horizontal filters on the market, the LineAr filter has a vertical filter element that reduces the amount of clogging from dirt and other debris. The filter requires minimal maintenance and separates leaves, moss, insects, and other coarse materials directly through the filter to the drain. The housing is made of stainless steel and the filter element is suitable for a roof area of up to **2,150 square feet**.



FACTS:

Maximum Flow rate:	66 GPM
Maximum Roof Area:	2,150 FT ²
Item-No:	LF 1100



(Dimensions in parentheses are millimeters)

A-INLET
B- OVERFLOW
C-CLEAN TO TANK

Installation Note:

- Must be mounted plumb and level
- Flexible Adapter Couplings may be necessary for piping
- Roof area above 2,150 ft² requires multiple LineAr 100 filters of larger capacity filter

Regularly Furnished:

- Stainless steel filter housing
- Stainless steel filter insert

Additional Components Available:



- 4" Flexible Adapters

Rainwater Management Solutions
2550 Shenandoah Ave NW
Roanoke, VA 24017

FUNCTION: The WISY LineAr 100 S Rainwater Filter has been designed for installation in horizontal piping runs. The minimal difference between the rainwater inlet and storm/overflow outlet makes the filter an ideal option when elevations are strict. The filter can be installed in the access shaft of rainwater storage tanks. After the water has been filtered, it exits the housing through the bottom outlet.

The maximum flow rate is 66 gallons per minute. This applies for a conveyance system with a max slope of 1% and a max pipe fill level of 70%.

MAINTENANCE: Since the filter functions by way of capillary action, there are no baskets to clean or additional sprayers that require pressurized water and electricity to “rinse” the filter. The filter insert is easy to remove and should be inspected two to three times per year to ensure natural flow of water is not obstructed. Depending upon debris filtered, additional cleanings may be necessary to maximize efficiency. It is recommended to monitor the filter during the first months after installation.



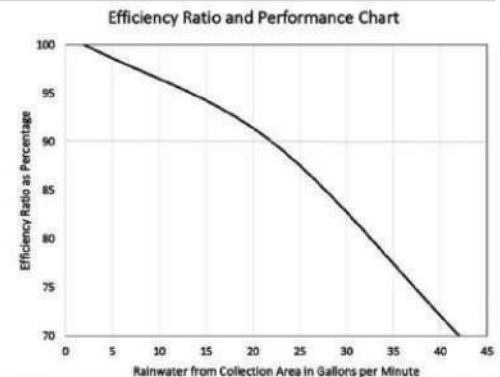
Particles are flushed past the vertical filter mesh and are unable to adhere to it. Water is filtered by inherent adhesion force.

TECHNICAL DATA

HEIGHT DIFFERENCE BETWEEN RAINWATER INLET AND STORM DRAIN OUTLET	2 INCHES
FILTER MESH SIZE	440 MICRONS
WATER YIELD AT 1.4L/sec (efficiency)	>90%
MAINTENANCE INTERVALS	2 to 3 TIMES PER YEAR
COMMON PIPE USED FOR CONNECTION	SEWER/DRAIN SDR35
ITEM NUMBER	LF 1100

EFFICIENCY of the WISY PRE-FILTER SYSTEM

WISY estimates the average efficiency of the WFF 150 Vortex Pre-Filter is 90% which applies to 99% of precipitation events in Germany and Central Europe. Although the precipitation rates and events vary across the United States the efficiency (hydraulic efficiency) chart shown at right shows the water yielded (efficiency percentage) compared to rainwater from the collection area in gallons per minute.



Rainwater Management Solutions
2550 Shenandoah Ave NW
Roanoke, VA 24017