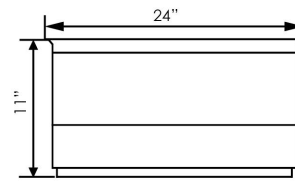
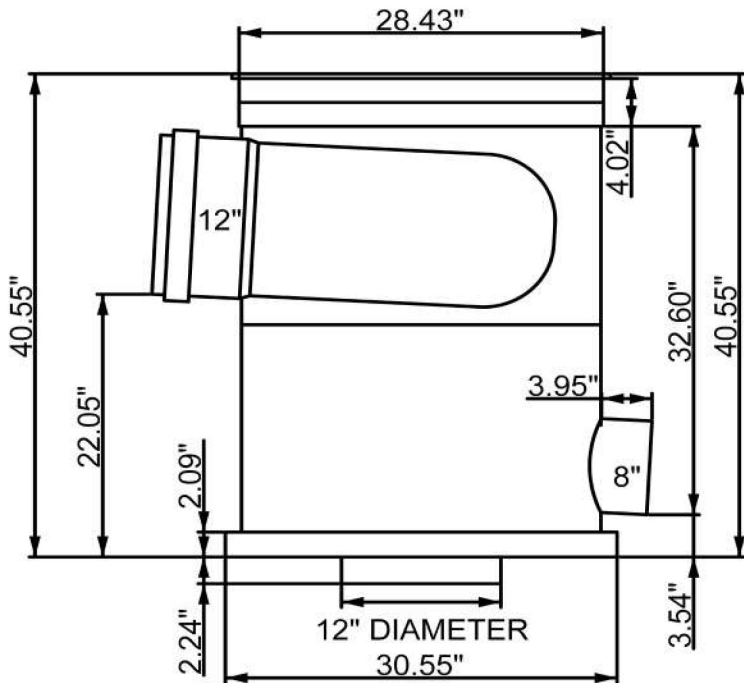
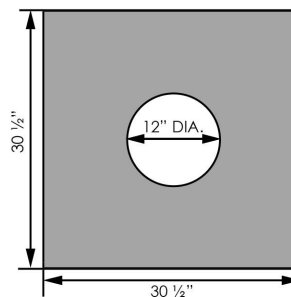


The WISY WFF 300 Vortex Filter is the only commercial vertical filter made in the world and provides the highest quality of rainwater with minimal maintenance. Because of the vertical design, the filter has a self cleaning affect so dirt and debris are discharged from the filter along with excess water necessary to carry debris to storm sewer or to grade.

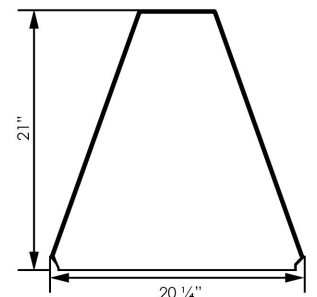
Below are the dimensions and the specifications for the WISY WFF300 Vortex Filter:



Filter



Base Plate



Lifting Handle

Regularly Furnished:

Polypropylene Filter Housing, Final Ring, Safety Kit, Base Plate, Housing, Lid, Stainless Steel Fine Mesh Filter, and 21" Stainless Steel Lift Handle

Additional Components Available:

Intermediate Ring Necessary to Attach Extension, 24" and 48" Extension, Lifting Handle Extension, Blind Insert

Lids for the Vortex Filter are available as poly-sealed pedestrian rated, 12-ton traffic rated, or 60-ton traffic rated

Part Numbers

Poly-sealed lid: WF 0310

12-ton lid: WF 0311

60-ton lid: WF 0323

NOTE: All Vortex Filters must be installed level and plumb for proper operation. Velocity of incoming water shall be less than 5.3 feet per second. Straight pipe with minimum length of 3m (9' 11") must be installed upstream of the filter inlet. Longer lengths may be required depending on vertical drop.

FUNCTION: The WISY 300 Vortex Pre-Filter is used where multiple downspouts are connected together by a single conveyance pipe that gravity feeds the vortex filter to remove debris or particulate larger than 380 microns. The WFF 300 can be installed above or below ground – inside or outdoors. Because the Vortex Pre-Filter is part of the conveyance system used to remove rainwater from a roof area the filter must be sized according to flow rates to ensure safe roof drainage is achieved. See the Flow Rate Table below to determine the correct size filter for your rainwater harvesting system.

Table for max flow rates using the WISY Pre-Filter System, according to DIN EN 12056:

The maximum flow rates apply for a conveyance system with a max slope of 1% and a max pipe fill level of 70%.	WFF100:	66 GPM
	WFF150:	202 GPM
	WFF300:	1,277 GPM

The WISY WFF 300 Vortex Filter is the only commercial vertical filter made in the world and provides the highest quality of rainwater with minimal maintenance. Because of the vertical design, the filter has a self cleaning effect so dirt, debris and “First Flush” are automatically discharged from the filter along with excess water necessary to carry debris to storm or grade.

Since the filter works on capillary action, there are no baskets to clean or additional sprayers that require water and electricity necessary to “rinse” the filter. The filter should be inspected two to three times a year to ensure the natural flow of water in the filter is not obstructed. The stainless steel filter inserts need to be cleaned once a year in a dishwasher or by hand cleaning with a mild detergent and soft brush. Depending on the debris filtered, an additional cleaning may be necessary to maximize efficiency.

EFFICIENCY of the WISY PRE-FILTER SYSTEM

WISY estimates the average efficiency of the WFF 300 Vortex Pre-Filter is 90% which applies to 99% of precipitation events in Germany and Central Europe. Although the precipitation rates and events vary across the United States the efficiency (hydraulic efficiency) chart shown below shows the efficiency of each of the Vortex Pre-Filter.

